




Plumbing Condensed Catalog



TOP REASONS TO SPECIFY T&S BRASS

24-Hour Quick Ship

Call in your order before noon for same day processing and fast turnaround. You never have to worry about downtime or finding room for inventory. We make sure your order arrives when you need it.

Outstanding Customer Service

A T&S trademark – our highly trained, friendly and knowledgeable staff answers your calls without delay. Established customers can also access T&S through E-Store, our online ordering website that gives you anytime, anywhere convenience with ordering, tracking shipments and more. Register today at <http://register.tsbrass.com>

Custom Engineering and Modifications

Our engineers have the technical expertise and qualifications to design and build to your specific requirements. When needed, we can customize your order, so with confidence we say, "We can make it like you want it and get it to you when you need it."

Interchangeability

For more than 70 years, our products have been manufactured to work together – handles, spouts, inlets, aerators and accessories. Our interchangeable philosophy gives you exceptional flexibility and performance efficiencies that are unsurpassed. Our standardized parts allow you to carry less inventory.

Energy and Water Conserving Design

T&S understands how vital water conservation is today. We lead the way in the foodservice and plumbing industries with our extensive line of water- and energy-saving products that meet and exceed conservation requirements while not compromising performance.

East and West Coast Warehouses

Our warehouses are located on both coasts so we can serve you better and faster. Customer service representatives are available to take your calls between 8:00 a.m. EST and 5:00 p.m. PST.

Quality and Innovation

Founded on a commitment to quality and innovation, T&S Brass introduced the industry's first pre-rinse unit. Ever since that time we have set the standard for new products designed to keep up with evolving applications while cutting installation time. Our heavy-duty brass castings and cartridges have proven themselves as long-term fixtures in many commercial applications. And we're a leader on product safety.

Extensive Product Line

We offer an extensive range of products for practically every industry – from plumbing and food-service to laboratory, institutional, medical and even the pet market. You'll find T&S in restaurants, hospitals, schools and hotels around the world. Whatever your application needs, we've got you covered or we'll work with you to create the best possible solution.

Rigorous Testing

At T&S, we test every single product we manufacture. Reliability Built In™ means nothing gets past us, and you'll never have to worry about product performance.

Family Owned and Operated

Founded in 1947, T&S is a family owned and operated business committed to quality, innovation and the highest service to our customers. We manufacture products to solve real world problems and services designed to make your life simpler.

Codes and Compliances

T&S products are manufactured to the highest standards in the industry, and are certified by a wide variety of national and international organizations, such as ISO, CSA, UL, NSF, IAPMO, ASSE and the list goes on. We are committed to the safety and reliability of each fixture we make. When specific issues arise such as safe drinking water concerns* or water pressure limitations, you can trust us for solutions and products that are up to code.

* T&S products are ANSI/NSF Standard 61, Section 9 certified.





Customize flow times and conserve water with metering faucets



Use hydro-generators to power sensor faucets using self-sustaining energy

WE KNOW SUSTAINABILITY.



Conserve up to one gallon of water per hand wash with sensor faucets



Choose the right flow restrictor to save water with any faucet

That's why you can trust T&S to help conserve both natural and financial resources.

Today's green building projects require products that last longer, use less and conserve more. From low-flow pre-rinse spray valves and electronic sensor faucets to aerators, cartridges and more, you can count on T&S for reliable, low-flow plumbing solutions, all manufactured responsibly. Because it's not just about how well it works — it's about how well it's made.

When it comes to sustainability, water and energy conservation is just the start.
Learn more about the big picture at tsbrass.com/sustainability today.



Low-flow products from T&S Brass can help earn points in multiple categories toward LEED certification.

The California Energy Commission (CEC) adopted new water standards effective July 2016. All “non-public lavatory” faucets in California are now limited to 1.2 GPM maximum flow rate.

B-0300 Double Pantry Faucet

- Single hole deck-mount mixing faucet
- 18" flexible inlet hoses (compression fittings for 5/8" O.D. tubing or 1/2" NPSM male thread)
- 5 1/2" rigid gooseneck (120X)
- B-LT stream regulator outlet
- Eterna cartridges
- Lever handles with color coded indexes

B-0305-01 Same as B-0300 except is a single pantry faucet w/ 2.2 GPM aerator



B-0706 and B-0708 Self-Closing Single Sink Faucets

- Wall-mount single sill faucets
- Four-arm handle with blue index
- Fast self-closing valve

B-0706:

- 1/2" NPT female inlet

- 2" diameter flange

B-0708:

- 1/2" NPT male inlet



B-0710-F12 Single Basin Faucet

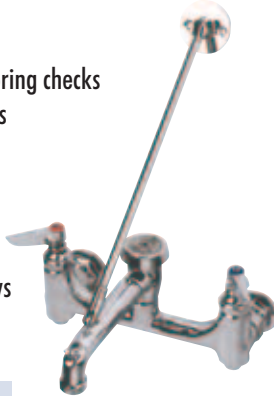
- Single hole single temperature deck-mount basin faucet
- Integral spout with 1.2 GPM aerator (B-0199-02-F12)
- Eterna cartridge
- Four-arm handle with blue index
- Includes tailpiece and nut for 1/4" NPT connection (150A)
- CEC Compliant



B-0665-BSTP Service Sink Faucet

- 8" wall-mount service sink faucet
- Polished chrome plated finish
- Quarter-turn Eterna cartridges with spring checks
- Lever handles with color coded indexes
- Built-in screwdriver stops
- Atmospheric vacuum breaker spout with 3/4" garden hose male thread and pail hook
- Upper wall support w/ mounting screws
- 1/2" NPT female eccentric flanged inlets (00AA)

B-0665-BSTR Same as B-0665-BSTP except rough chrome finish



T&S Cartridge Options: CERAMA (-CR)

- Corrosion-resistant ceramic material
- Backed by a lifetime guarantee
- Withstands temperatures up to 180° F



B-0712 Push Button Metering Faucets

- Single hole single temperature deck-mount faucet
- Metering cartridge with adjustable timed flow
- Blank push button cap with vandal-resistant screw
- 1/2" NPSM male inlet
- Includes tailpiece and nut for 1/4" NPT connection (150A)



B-0712



MODEL	OUTLET	GPM	VR	NOTES
B-0712	B-0199-02 aerator	2.2 GPM	N	
B-0712-F05	B-0199-02-N05 non-aerated spray device	0.5 GPM	N	CEC Compliant
B-0712-F10	B-0199-02-F10 aerator	1.0 GPM	N	CEC Compliant
B-0712-VF05	B-0199-07-N05 VR non-aerated spray device	0.5 GPM	Y	CEC Compliant
B-0712-VF05-4DP	B-0199-07-N05 VR aerator	0.5 GPM	Y	4" C/C chrome plated VR deckplate
B-0712-VF05-PA	B-0199-07-N05 VR non-aerated spray device	0.5 GPM	Y	Pivot action metering cartridge; pivot action handle

VR Vandal-resistant

B-0805
Slow Self-Closing Single
Temperature Faucets



- Single hole single temperature deck-mount faucet
- Metering cartridge with adjustable timed flow
- Blank push button cap with vandal-resistant screw
- 1/2" NPSM male inlet
- CEC Compliant



B-0805



B-0800-F10
Slow Self-Closing Wash Sink
Single Temperature Faucet



- Single hole single temperature wall-mount faucet
- 1.0 GPM Rosespray outlet (B-0103-FD10)
- Metering cartridge with adjustable timed flow from 10 to 30 seconds
- Blank push button cap with vandal-resistant screw
- 1/2" NPT female inlet
- 3-7/8" spread from wall to center of outlet
- CEC Compliant



B-0800-F10

B-0831
Slow Self-Closing Centerset
Lavatory Faucets



- 4" centerset deck-mount mixing faucet
- Metering cartridges with adjustable timed flow
- 1/2" NPSM male inlets



B-0831-02



B-0831-02PA



B-0831-WA

MODEL	OUTLET	GPM	VR	NOTES
B-0805	B-0199-02 aerator	2.2 GPM	N	
B-0805-F05	B-0199-02-N05 non-aerated spray device	0.5 GPM	N	CEC Compliant
B-0805-F10	B-0199-02-F10 aerator	1.0 GPM	N	CEC Compliant
B-0805-VF05	B-0199-07-N05 VR spray device	0.5 GPM	Y	CEC Compliant
B-0805-VR-F5-PA	B-0199-07-N05 VR non-aerated spray device	0.5 GPM	Y	Pivot action handle; 4" C/C chrome plated VR deckplate; CEC Compliant
B-0805-VR-VF05	B-0199-07-N05 VR non-aerated spray device	0.5 GPM	Y	4" C/C chrome plated VR deckplate; CEC Compliant

VR Vandal-resistant

B-0865-04-F12
Lavatory Faucet



- 8" (203 mm) deck-mount mixing faucet with adjustable centers
- 5 3/4" (146 mm) rigid gooseneck with rosespray (B-0103-01)
- 1.2 GPM flow control device in swivel base of gooseneck
- Quarter-turn Eterna cartridges with Teflon washers
- 4" (152 mm) wrist action handles (B-WH4) with color coded indexes
- 1/2" NPT male inlets with coupling nuts
- CEC Compliant



B-0865-04-F12

B-0865-04
Lavatory Faucet

- Same as B-0865-04-F12 except with no flow control

MODEL	OUTLET	GPM	VR	NOTES
B-0831	B-0199-03 aerator	2.2 GPM	N	Push button handles
B-0831-02	B-0199-03-N05 non-aerated spray device	0.5 GPM	N	Push button handles, CEC compliant
B-0831-02PA	B-0199-03-N05 non-aerated spray device	0.5 GPM	N	Pivot action handles, CEC compliant
B-0831-02VR	B-0199-08-N05 non-aerated spray device	0.5 GPM	Y	Push button handles, CEC compliant
B-0831-02VR-PA	B-0199-08-N05 non-aerated spray device	0.5 GPM	Y	Pivot action handles, CEC compliant
B-0831-F05	B-0199-03-N05 non-aerated spray device	0.5 GPM	N	Push button handles, CEC compliant
B-0831-F10	B-0199-03-F10 aerator	1.0 GPM	N	Push button handles, CEC compliant
B-0831-VF05	B-0199-08-N05 VR non-aerated spray device	0.5 GPM	Y	Push button handles, CEC compliant
B-0831-WA	B-0199-03 aerator	2.2 GPM	N	4" Wrist-action handles

VR Vandal-resistant

B-0871
Centerset Lavatory Faucets



- 4" centerset deck-mount mixing faucet
- Lever handles with color coded indexes
- 1/2" NPSM male inlets with coupling nuts



B-0871

MODEL	CARTRIDGE	OUTLET	GPM	VR	NOTES
B-0871	Eterna	B-0199-03	2.2 GPM	N	
B-0871-CR-LF05	Cerama	B-0199-03-N05 non-aerated spray device	0.5 GPM	N	CEC compliant
B-0871CR-PRISON	Cerama	B-0199-08-F10 VR aerator w/ flow control	1.0 GPM	Y	CEC compliant
B-0871-F05	Eterna	B-0199-03-N05 non-aerated spray device	0.5 GPM	N	CEC compliant
B-0871-F12	Eterna	B-0199-03-F12 aerator	1.2 GPM	N	CEC compliant
B-0871-VF05	Eterna	B-0199-08-N05 non-aerated spray device	0.5 GPM	Y	CEC compliant

VR Vandal-resistant

B-0890
Lavatory Faucets



- 4" centerset deck-mount mixing faucet
- 4" (102 mm) wrist action handles (B-WH4) with color coded indexes
- 1/2" NPSM male inlets with coupling nuts




B-0890

MODEL	CARTRIDGE	OUTLET	GPM	VR	NOTES
B-0890	Eterna	B-0199-03	2.2 GPM	N	
B-0890-CR-LF05	Cerama	B-0199-03-N05 non-aerated spray device	0.5 GPM	N	CEC compliant
B-0890-F05	Eterna	B-0199-03-N05 non-aerated spray device	0.5 GPM	N	CEC compliant
B-0890-F12	Eterna	B-0199-03-F12 aerator	1.2 GPM	N	CEC compliant
B-0890-VF05	Eterna	B-0199-08-N05 non-aerated spray device	0.5 GPM	Y	CEC compliant
B-0890-VF05-QT	Quarter-turn Eterna	B-0199-08-N05 non-aerated spray device	0.5 GPM	Y	CEC compliant


VR Vandal-resistant

T&S's Extensive Line of WATER-SAVING AERATORS


- Available from 0.35 GPM through 1.5 GPM (2.2 GPM is standard)
- SAVE water, energy and money by specifying T&S low-flow outlets
- Vandal-resistant and flow control models available




Non-Splash Aerator
1.5 GPM



Laminar Flow Device
1.5 GPM



Non-Aerated Spray Device
0.5 GPM




Non-Aerated Spray Device
0.35 GPM

SAVE ENERGY WATER MONEY

**B-0892
Lavatory Faucets**



- 4" centerset deck-mount mixing faucet
- 2-7/8" (73 mm) rigid gooseneck (005028-40)
- 4" (102 mm) wrist action handles (B-WH4) with color coded indexes
- 1/2" NPSM male inlets with coupling nuts



B-0892



MODEL	CARTRIDGE	GOOSENECK	OUTLET	GPM	VR	NOTES
B-0892	Eterna	Rigid	B-0199-01 aerator	2.2 GPM	N	
B-0892-01	Eterna	Rigid	B-0199-02 aerator	2.2 GPM		
B-0892-CR-LF05	Cerama	Rigid	B-0199-01-N05 VR non-aerated spray device	0.5 GPM	N	CEC compliant
B-0892-F05	Eterna	Rigid	B-0199-01-N05 VR non-aerated spray device	0.5 GPM	N	CEC compliant
B-0892-F12	Eterna	Rigid	B-0199-01-F12 aerator	1.2 GPM	N	CEC compliant
B-0892-F1-CR-SC	Cerama	Rigid	B-0199-01-F10 aerator	1.0 GPM	N	CEC compliant
B-0892-LF12-CR4	Cerama	Swivel	Flow control in swivel adapter	1.2 GPM	N	CEC compliant
B-0892-QT-F05	Quarter-turn Eterna	Swivel	B-0199-01-N05 Non-aerated spray device	0.5 GPM	N	CEC compliant
B-0892-QT-VF05	Quarter-turn Eterna	Swivel	B-0199-06-N05 VR non-aerated spray device	0.5 GPM	Y	CEC compliant
B-0892-QT-VF05G	Quarter-turn Eterna	Swivel	B-0199-06-N05 VR non-aerated spray device	0.5 GPM	Y	CEC compliant; rubber gasket
B-0892-VF05	Eterna	Rigid	B-0199-06-N05 VR non-aerated spray device	0.5 GPM	Y	CEC compliant

VR Vandal-resistant

**B-1110 Series
Workboard Faucets**



- 4" (102 mm) and 8" (203 mm) workboard faucets
- Swing nozzles
- Quarter-turn Eterna cartridges with spring checks
- Lever handles with color coded indexes
- Chrome plated escutcheons
- 1/2" NPT male inlets with coupling nuts
- Tailpieces and nuts for 1/4" NPT male connections
- -XS models include 1/2" NPSM extended male inlets



B-1110-XS-F12

B-1115-XS-F12

B-1120-XS-F12

B-1123-XS-F12

B-1128-XS-F12

MODEL	NOZZLE	OUTLET	GPM	VR	NOTES
B-1110	6" swing nozzle (059X-A22)	B-0199-01 aerator	2.2 GPM	N	4" deck mount; CEC compliant
B-1110-XS-F12	6" swing nozzle (059X-A12)	B-0199-01-F12 aerator	1.2 GPM	N	4" deck mount; 2" extended shanks; CEC compliant
B-1115	6" swing nozzle (059X-A22)	B-0199-01 aerator	2.2 GPM	N	4" wall mount; CEC compliant
B-1115-XS-F12	6" swing nozzle (059X-A12)	B-0199-01-F12 aerator	1.2 GPM	N	4" wall mount; 2" extended shanks; CEC compliant
B-1120	6" swing nozzle (059X-A22)	B-0199-01 aerator	2.2 GPM	N	8" deck mount; CEC compliant
B-1120-XS-F12	6" swing nozzle (059X-A12)	B-0199-01-F12 aerator	1.2 GPM	N	8" deck mount; 2" extended shanks; CEC compliant
B-1123	12" swing nozzle (062X-A22)	B-0199-01 aerator	2.2 GPM	N	8" deck mount; CEC compliant
B-1123-XS-F12	12" swing nozzle (062X-A12)	B-0199-01-F12 aerator	1.2 GPM	N	8" deck mount; 2" extended shanks; CEC compliant
B-1128	12" swing nozzle (062X-A22)	B-0199-01 aerator	2.2 GPM	N	8" deck mount; CEC compliant
B-1128-XS-F12	12" swing nozzle (062X-A12)	B-0199-01-F12 aerator	1.2 GPM	N	8" wall mount; 2" extended shanks; CEC compliant

VR Vandal-resistant

**B-1141 and B-1146 Series,
B-1142-04XS-F12 and B-2459
Workboard Faucets**



- 4" (102 mm) and 8" (203 mm) workboard faucets
- Swivel gooseneck
- Quarter-turn Eterna cartridges with spring checks
- Chrome plated escutcheons
- 1/2" NPT male inlets with coupling nuts
- Tailpieces and nuts for 1/4" NPT male connections
- -XS models include 1/2" NPSM extended male inlets



MODEL	NOZZLE	OUTLET	GPM	HANDLE	VR	NOTES
B-1141	5-3/4" swivel gooseneck (133X-A22)	B-0199-01 aerator	2.2 GPM	Lever	N	4" deck mount
B-1141-04XS-F12	5-3/4" swivel gooseneck (133X-A12)	B-0199-01-F12 aerator	1.2 GPM	4" Wrist-action	N	4" deck mount; 1/2" NPSM 2" extended male inlets; CEC compliant
B-1141-XS-F12	5-3/4" swivel gooseneck (133X-A12)	B-0199-01-F12 aerator	1.2 GPM	Lever	N	4" deck mount; 1/2" NPSM 2" extended male inlets; CEC compliant
B-1142	5-3/4" swivel gooseneck (133-A22)	B-0199-01 aerator	2.2 GPM	Lever	N	8" deck mount
B-1142-04XS-F12	5-3/4" swivel gooseneck (133X-A12)	B-0199-01-F12 aerator	1.2 GPM	4" Wrist-action	N	8" deck mount; 1/2" NPSM 2" extended male inlets; CEC compliant
B-1146	5-3/4" swivel gooseneck (133-A22)	B-0199-01 aerator	2.2 GPM	Lever	N	4" wall mount
B-1146-04XS-F12	5-3/4" swivel gooseneck (133X-A12)	B-0199-01-F12 aerator	1.2 GPM	4" Wrist-action	N	4" wall mount; 1/2" NPSM 2" extended male inlets; CEC compliant
B-1146-XS-F12	5-3/4" swivel gooseneck (133X-A12)	B-0199-01-F12 aerator	1.2 GPM	Lever	N	4" wall mount; 1/2" NPSM 2" extended male inlets; CEC compliant
B-2459	Swivel gooseneck	B-0199-02-F10 aerator	1.0 GPM	4" Wrist-action	N	4" Wall-mount; CEC compliant

VR Vandal-resistant

**B-2701 Series
Single Lever Faucets**



- Single hole single lever deck-mount faucet
- Integral spout
- Ceramic cartridge with temperature limit stop
- Single lever handle
- (2) 16" flexible stainless steel hoses, 3/8" compression fittings



**B-2742 Series
Single Lever Faucets**



- Single lever side-mount base faucet (B-2740)
- Remote "On-Off" control base
- 5-3/4" swivel gooseneck assembly
- Ceramic cartridge with temperature limit stop
- Single lever handle
- (2) 16" flexible stainless steel hoses, 3/8" compression fittings



MODEL	OUTLET	GPM	VR	NOTES
B-2701	B-0199-04	2.2 GPM	N	
B-2701-VF05	B-0199-09-N05 VR non-aerated spray device	0.5 GPM	Y	CEC compliant
B-2703	B-0199-04	2.2 GPM	N	6" forged deck plate
B-2703-VF05	B-0199-09-N05 VR non-aerated spray device	0.5 GPM	Y	CEC compliant
B-2703-LF15	B-0199-09-LF15 VR laminar flow device	1.5 GPM	Y	6" forged deck plate; CEC compliant

VR Vandal-resistant

MODEL	OUTLET	GPM	VR	NOTES
B-2742	B-0199-06	2.2 GPM	Y	
B-2742-LF05	B-0199-01-L05 laminar flow device	0.5 GPM	N	CEC compliant
B-2742-VF12	B-0199-06-F12 VR aerator	1.2 GPM	Y	CEC compliant

VR Vandal-resistant

**B-2710 Series
Single Lever Faucets**



- 4" centerset deck-mount faucet
- Ceramic cartridge with adjustable temperature limit stop
- 3½" long single lever handle with color coded index
- ½" NPSM male inlets with coupling nuts



B-2711

MODEL	OUTLET	GPM	VR	NOTES
B-2710	B-0199-04 aerator	2.2 GPM	N	Pop-up drain assembly
B-2710-VF05	B-0199-09-N05 VR non-aerated spray device	0.5 GPM	Y	VR key; Pop-up drain assembly
B-2710-WS	B-0199-04-WS WaterSense aerator	1.5 GPM	N	Pop-up drain assembly
B-2711	B-0199-04 aerator	2.2 GPM	N	No pop-up drain
B-2711-F12	B-0199-04-F12 VR aerator	1.2 GPM	N	No pop-up drain; CEC compliant
B-2711-VF05	B-0199-09-N05 VR non-aerated spray device	0.5 GPM	Y	VR key; no pop-up drain; CEC compliant
B-2711-WS	B-0199-04-WS 1.5 GPM WaterSense aerator	1.5 GPM	N	No pop-up drain

**B-2760-H
Temperature Adjustable Metering Faucet**



- 4" centerset deck mount lavatory faucet
- Integral spout
- 0.5 GPM VR spray outlet
- Metering cartridge with temperature limit stop
- Single lever handle; push to activate metering water flow
- Inlet check valves
- CEC Compliant




**B-2823-02
Metering Lavatory Faucet**

EasyInstall



- 8" deck-mount EasyInstall concealed widespread faucet
- Lavatory spout
- 0.5 GPM VR aerator (B-0199-03F-05)
- Metering cartridges
- Vandal resistant hot and cold push button handles
- ½" NPSM male inlets with coupling nuts
- CEC Compliant




B-2823-02

**B-2850-F05
Lavatory Faucet**

EasyInstall



- 8" deck-mount EasyInstall concealed widespread faucet
- 5½" rigid gooseneck
- 0.5 GPM non-aerated spray device (B-0199-02-N05)
- EasyInstall Eterna cartridges
- Lever handles with color coded indexes
- ½" NPSM male inlets with coupling nuts
- CEC compliant



**B-2850
Lavatory Faucet**



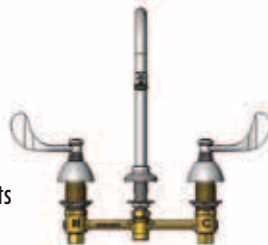
- Same as B-2850-F05 except with B-LT stream regulator outlet

**B-2865-LF05
Lavatory Faucet**

EasyInstall



- 8" deck-mount EasyInstall concealed widespread faucet
- 5½" rigid gooseneck
- Stream regulator outlet
- 0.5 GPM flow control in flange base
- EasyInstall Eterna cartridges
- Wrist-action handles with color coded indexes
- ½" NPSM male inlets with coupling nuts
- CEC compliant



**B-2866-04-F12
Lavatory Faucet**

EasyInstall



- 8" deck-mount EasyInstall concealed widespread faucet
- 5¾" swivel gooseneck
- Rosespray outlet (B-0103-01)
- 1.2 GPM flow control in swivel joint
- EasyInstall Eterna cartridges
- Wrist-action handles with color coded indexes
- ½" NPSM male inlets with coupling nuts
- CEC compliant



**B-2865-04
Lavatory Faucet**



- Same as B-2865-LF05 except with rosespray outlet (B-0103)

**B-2866-04
Lavatory Faucet**



- Same as B-2866-04-F12 except without the 1.2 GPM flow control in swivel joint



B-2866-05 Lavatory Faucets **Easy Install**

- 8" deck-mount EasyInstall concealed widespread faucet
- Swivel gooseneck
- EasyInstall Eterna cartridges
- Wrist-action handles with color coded indexes
- 1/2" NPSM male inlets with coupling nuts



B-2866-05



MODEL	CARTRIDGE	OUTLET	GPM	HANDLE	VR	NOTES
B-2866-05	EasyInstall Eterna	B-0199-01 aerator	2.2 GPM	4" Wrist Action (B-WH4)	N	
B-2866-05-F12	EasyInstall Eterna	B-0199-01-F12 aerator	1.2 GPM	4" Wrist Action (B-WH4)	N	CEC compliant
B-2866-05-FC15	EasyInstall Eterna	Laminar plain end outlet	1.4 GPM	4" Wrist Action (B-WH4)	N	Swivel deck flange with 1.4 GPM flow control; CEC compliant
B-2866-05-LF12	EasyInstall Eterna (Quarter-turn)	B-0199-01-LF12 Laminar flow device	1.2 GPM	4" Wrist Action (B-WH4)	N	Swivel gooseneck with 1.2 laminar flow device
B-2866-05-LF15	EasyInstall Eterna	B-0199-29 Laminar flow device	1.5 GPM	4" Wrist Action (B-WH4)	N	Swivel gooseneck with 1.5 laminar flow device
B-2866-05-VF05	EasyInstall Eterna	B-0199-06-N05 VR non-aerated spray device	0.5 GPM	4" Wrist Action (B-WH4)	Y	
B-2866-05CR	EasyInstall Cerama	B-PT Stream Regulator	—	4" Wrist Action (B-WH4)	Y	
B-2866-05FC	EasyInstall Eterna	Plain end outlet	1.6 GPM	4" Wrist Action (B-WH4)	N	Swivel deck flange with 1.6 GPM flow control
B-2866-05FC-CR	EasyInstall Cerama	Plain end outlet	1.6 GPM	4" Wrist Action (B-WH4)	N	Swivel deck flange with 1.6 GPM flow control
B-2866-05FC-QT	EasyInstall Eterna (Quarter-turn)	Plain end outlet	1.6 GPM	4" Wrist Action (B-WH4)	N	Swivel deck flange with 1.6 GPM flow control
B-2866-05FC12	EasyInstall Eterna (Quarter-turn)	Plain end outlet	1.2 GPM	4" Wrist Action (B-WH4)	N	Swivel deck flange with 1.2 GPM flow control
B-2866-F05	EasyInstall Eterna	B-0199-01-N05 non-aerated spray device	0.5 GPM	6" Wrist-Action (B-WH6)	N	CEC compliant
B-2866-VF05	EasyInstall Eterna	B-0199-06-N05 VR non-aerated spray device	0.5 GPM	6" Wrist Action (B-WH6)	Y	CEC compliant

VR Vandal-resistant

B-2867-04 Series Lavatory Faucet **Easy Install**



- 8" deck mount EasyInstall concealed widespread faucet
- Rigid gooseneck
- 4" Wrist-action handles with color coded indexes
- 1/2" NPSM male inlets with coupling nuts



MODEL	CARTRIDGE	GOOSENECK	OUTLET	GPM	HANDLE	VR	NOTES
B-2867-04	EasyInstall Eterna	Rigid	B-0199-02 aerator	2.2 GPM	4" Wrist Action (B-WH4)	N	
B-2867-04-F05	EasyInstall Eterna	Rigid	B-0199-02-N05 non-aerated spray device	0.5 GPM	4" Wrist Action (B-WH4)	N	CEC Compliant
B-2867-04-VF05	EasyInstall Eterna	Rigid	B-0199-06-N05 VR non-aerated spray device	0.5 GPM	6" Wrist Action (B-WH6)	Y	CEC Compliant

VR Vandal-resistant

B-2990 Series Lavatory Faucet **EasyInstall** 

- 8" deck mount EasyInstall concealed widespread faucet
- Lavatory spout
- EasyInstall Eterna cartridges
- 1/2" NPSM male inlets with coupling nuts



MODEL	CARTRIDGE	OUTLET	GPM	HANDLE	VR	NOTES
B-2990	EasyInstall Eterna	B-0199-03 aerator	2.2 GPM	Lever	N	
B-2990-F05	EasyInstall Eterna	B-0199-03-N05 non-aerated spray device	0.5 GPM	Lever	N	CEC Compliant
B-2990-F12	EasyInstall Eterna (Quarter-turn)	B-0199-03-F12 aerator	1.2 GPM	Lever	N	CEC Compliant
B-2990-VF05	EasyInstall Eterna	B-0199-08-N05 VR non-aerated spray device	0.5 GPM	Lever	Y	CEC Compliant
B-2990-VF05-CR	EasyInstall Cerama	B-0199-08-N05 VR non-aerated spray device	0.5 GPM	Lever	Y	CEC Compliant
B-2990-WH4-F12	EasyInstall Eterna	B-0199-03-F12 aerator	1.2 GPM	4" Wrist-action	N	CEC Compliant
B-2990-WH4-VF05	Eterna	B-0199-08-N05 VR non-aerated spray device	0.5 GPM	4" Wrist-action	Y	CEC Compliant

VR Vandal-resistant

B-2360 Bubbler



- Polished chrome plated bubbler
- Flexible mouth guard
- Fast self-closing cartridge with lever handle
- Hidden flow control
- 1/2" NPSM shank and coupling nut



B-2360-01 Same as B-2360 except with push button metering cartridge (push button handle)

B-0502 Double Foot Pedal Valve, Floor Mounted

- Self-closing valves
- Hot and cold pedals
- Inlets on 2-7/16" centers
- 1" (25 mm) from floor to center of inlets
- 1/2" NPT female inlets and outlets
- Furnished with two (2) wood mounting screws



B-0520 Rigid Dummy Gooseneck Spout

- Deck-mount rigid gooseneck (120X)
- B-LT stream regulator outlet
- 1-11/16" diameter rigid deck flange with 1/2" NPSM male inlet
- Mounting nut and washer
- Includes (150A) tailpiece and nut for 1/4" NPT connection



**BL-4000-01
Hose Cock**

- Ball valve construction
- CSA approved for fuel gases up to .5 psi max.
- 125 psi max. for air
- 3/8" NPT male inlet
- Serrated hose tip
- Snap-in indexes included; gas, air or vacuum

Note: Not for water, steam or oxygen. For oxygen and specialty gases use BL-4010-01

**BL-4010-01
Needle Valve**

- 3/8" NPT male inlet
- CSA approved for fuel gases up to .5 psi max.
- Floating stainless steel needle point
- Serrated hose tip
- Snap-in indexes included; gas, air or vacuum
- For use with oxygen and other gases up to 80 psi

Note: Not for water or steam

**BL-4200-0
Turret with Two Hose Cocks**

- Two hose cocks at 90°
- 3/8" NPT female inlet
- Snap-in indexes included; gas, air or vacuum
- Diameter 2-3/16"; height 3-5/8"
- .5 psi max. for natural gas
- 125 psi max. for other gases

Note: For oxygen and specialty gases use BL-4210-01

**BL-5700-08
Double Ledge Faucet**

- Single hole deck-mount laboratory mixing faucet
- Rigid vacuum breaker nozzle with serrated hose tip
- 18" flexible inlets with 5/8" compression / 1/2" NPSM male couplings
- Eterna cartridges
- Four-arm handles with color coded indexes
- 1-1/8" shank diameter
- Mounting gasket included

**BL-6000-02
Combination Gas/Water Faucet**

- (2) ball valve hose cocks with gas indexes
- 3/8" NPT male inlets for water and gas
- Gooseneck with serrated hose tip
- Four-arm handle with green cold water index
- (2) supply nipples, lock washer, lock nuts, mounting gasket

**BL-9505-01
PVC Single Ledge Faucet Compression Type**

- Single hole single temperature deck-mount PVC faucet
- Rigid gooseneck with serrated hose tip
- 1/4" dia. threaded shank and lock nut
- 3/8" NPT female inlet
- All PVC for use with distilled water
- Knob handle with white distilled water index



T&S ChekPoint™ Electronic Sensor Faucets



T&S ChekPoint ELECTRONIC SENSOR FAUCETS include:

- AC/DC control Module (electric plug-in and battery)
- Adjustable automatic time-out feature
- Hands-free washing conserves water and reduces risk of contamination
- Adjustable temperature control mixing valve


T&S ChekPoint™ EC-3100 Series Electronic Sensor Faucets



- Deck mount chrome plated electronic faucet
- Rigid gooseneck
- Mechanical temperature mixing valve with integral check valves
- AC/DC control module
- (2) 18" flex. supply hoses / 3/8" compression fittings



EC-SMT



EC-TMV


MODEL	OUTLET	GPM	VR	NOTES
EC-3100	B-0199-06 VR aerator	2.2 GPM	Y	
EC-3100-HG	B-0199-06 VR aerator	2.2 GPM	Y	Includes EC-HYDROGEN hydrogenerator power supply
EC-3100-LF22	B-0199-21-VRF VR Laminar flow device	2.2 GPM	Y	
EC-3100-SMT4V05	B-0199-06-N05 non-aerated spray device	0.5 GPM	Y	Includes EC-SMT above deck side-mount adj. thermostatic mixing valve; 4" c/c deckplate; CEC Compliant
EC-3100-SMT8V05	B-0199-06-N05 non-aerated spray device	0.5 GPM	Y	Includes EC-SMT above deck side-mount adj. thermostatic mixing valve; 8" c/c deckplate; CEC Compliant
EC-3100-TMV	B-0199-06 VR aerator	2.2 GPM	Y	Includes EC-TMV ASSE 1070 thermostatic temp. mixing valve w/integral check valves
EC-3100-TMV4V05	B-0199-08-N05 VR non-aerated spray device	0.5 GPM	Y	Includes EC-TMV ASSE 1070 thermostatic temp. mixing valve w/integral check valves; 4" c/c deckplate; CEC Compliant
EC-3100-TMVH-GF10	B-0199-06-F10 aerator	1.0 GPM	Y	Includes EC-HYDROGEN hydrogenerator power supply and EC-TMV ASSE 1070 thermostatic temp. mixing valve w/integral check valves; CEC Compliant
EC-3100-VF05	B-0199-06-N05 VR non-aerated spray device	0.5 GPM	Y	CEC Compliant
EC-3100-VF12	B-0199-07-F12 VR aerator	1.2 GPM	Y	CEC Compliant
EC-3100-VF15	B-0199-07-WS VR aerator	1.5 GPM	Y	
EC-3100-VF5-TMV	B-0199-06-N05 VR non-aerated spray device	0.5 GPM	Y	Includes EC-TMV ASSE 1070 thermostatic temp. mixing valve w/integral check valves; CEC Compliant

VR Vandal-resistant

EC-3100-LF22-SB Deck-Mount Electronic Faucet




- Deck mount electronic faucet with rigid surgical bend gooseneck
- 2.2 GPM vandal-resistant laminar flow device



T&S Faucet Options: DECKPLATES

- Forged brass chrome plated deckplates
- Available for use with single hole faucets
- To add a deckplate to a faucet, order:
4" Centers (013433-40)
8" Centers (013434-40)






EC-3101 Series Electronic Sensor Faucets



- Wall mount chrome plated electronic faucet
- Rigid gooseneck
- Mechanical temperature mixing valve with integral check valves
- AC/DC control module
- (2) 18" flex. supply hoses / 3/8" compression fittings



EC-TMV

MODEL	OUTLET	GPM	VR	NOTES
EC-3101	B-0199-06 VR aerator	2.2 GPM	Y	
EC-3101-HG	B-0199-06 VR aerator	2.2 GPM	Y	Includes EC-HYDROGEN hydrogenerator power supply
EC-3101-LF22	B-0199-06-VRF Laminar flow device	2.2 GPM	Y	
EC-3101-TMV	B-0199-06 VR aerator	2.2 GPM	Y	Includes EC-TMV ASSE 1070 thermostatic temp. mixing valve w/integral check valves
EC-3101-TMVHGF10	B-0199-06-F10 VR aerator	1.0 GPM	Y	Includes EC-HYDROGEN hydrogenerator power supply and EC-TMV ASSE 1070 thermostatic temp. mixing valve w/integral check valves; CEC Compliant
EC-3101-VF05	B-0199-06-N05 VR non-aerated spray device	0.5 GPM	Y	CEC Compliant
EC-3101-VF5-TMV	B-0199-06-N05 VR non-aerated spray device	0.5 GPM	Y	Includes EC-TMV ASSE 1070 thermostatic temp. mixing valve w/integral check valves; CEC Compliant
EC-3101-XP-LF10	Plain end	1.0 GPM	N	1.0 GPM Flow control check valve

VR Vandal-resistant




EC-3102 Series Electronic Sensor Faucets



- Single hole deck mount chrome plated electronic faucet
- Cast spout
- Mechanical temperature mixing valve with integral check valves
- AC/DC control module
- (2) 18" flex. supply hoses / 3/8" compression fittings



EC-SMT



EC-TMV

MODEL	OUTLET	GPM	VR	NOTES
EC-3102	B-0199-08 VR aerator	2.2 GPM	Y	
EC-3102-HG	B-0199-08 VR aerator	2.2 GPM	Y	Includes EC-HYDROGEN hydrogenerator power supply
EC-3102-LF22	B-0199-28 VR Laminar flow device	2.2 GPM	Y	
EC-3102-SMT4	B-0199-08 VR aerator	2.2 GPM	Y	4" universal deckplate, gasket and mounting hardware
EC-3102-SMT4V05	B-0199-08-N05 VR non-aerated spray device	0.5 GPM	Y	Includes EC-SMT above deck side-mount adj. thermostatic mixing valve; 4" c/c deckplate; CEC Compliant
EC-3102-SMT8	B-0199-08 VR aerator	2.2 GPM	Y	8" universal deckplate, gasket and mounting hardware
EC-3102-SMT8V05	B-0199-08-N05 VR non-aerated spray device	0.5 GPM	Y	Includes EC-SMT above deck side-mount adj. thermostatic mixing valve; 8" c/c deckplate; CEC Compliant
EC-3102-TMV	B-0199-08 VR aerator	2.2 GPM	Y	Includes EC-TMV ASSE 1070 thermostatic temp. mixing valve w/integral check valves
EC-3102-TMV4V05	B-0199-08-N05 VR non-aerated spray device	0.5 GPM	Y	Includes EC-TMV ASSE 1070 thermostatic temp. mixing valve w/integral check valves; 4" c/c deckplate; CEC Compliant
EC-3102-VF05	B-0199-08-N05 VR non-aerated spray device	0.5 GPM	Y	CEC Compliant
EC-3102-VF12	B-0199-08-F12 VR aerator	1.2 GPM	Y	CEC Compliant
EC-3102-VF15	B-0199-08-WS VR aerator	1.5 GPM	Y	CEC Compliant
EC-3102-VF5-TMV	B-0199-08-N05 VR non-aerated spray device	0.5 GPM	Y	Includes EC-TMV ASSE 1070 thermostatic temp. mixing valve w/integral check valves; CEC Compliant
EC-3102-4DP	B-0199-08 VR aerator	2.2 GPM	Y	4" universal deckplate, gasket and mounting hardware
EC-3102-8DP	B-0199-08 VR aerator	2.2 GPM	Y	8" universal deckplate, gasket and mounting hardware

VR Vandal-resistant



**EC-3103 Series
Electronic Sensor Faucets**



- Deck mount chrome plated electronic faucet
- Cast spout
- Mechanical temperature mixing valve with integral check valves
- AC/DC control module
- (2) 1/8" flex. supply hoses / 3/8" compression fittings




EC-TMV

MODEL	OUTLET	GPM	VR	NOTES
EC-3103	B-0199-08 VR aerator	2.2 GPM	Y	
EC-3103-VF05	B-0199-08-N05 VR non-aerated spray device	0.5 GPM	Y	CEC Compliant
EC-3103-VF12	B-0199-08-F12 VR aerator	1.2 GPM	Y	CEC Compliant
EC-3103-VF5-TMV	B-0199-08-N05 VR non-aerated spray device	0.5 GPM	Y	Includes EC-TMV ASSE 1070 thermostatic temp. mixing valve w/integral check valves; CEC Compliant

VR Vandal-resistant

**EC-TMV
Thermostatic Mixing Valve**

- For below deck/concealed installations
- Simple adjustment for desired temperature with locking knob with color index
- Add "-TMV" suffix to these models



**EC-3104 Series
Deck Mount Electronic Faucet**



- 4" centerset (2 hole) deck mount electronic sensor faucet with cast spout
- AC/DC control module (electric plug-in and battery)
- (2) 1/8" flex. supply hoses / 3/8" compression fittings
- Mechanical temperature mixing valve with integral check valves



MODEL	OUTLET	GPM	VR	NOTES
EC-3104	B-0199-08 VR aerator	2.2 GPM	Y	
EC-3104-HG	B-0199-08 VR aerator	2.2 GPM	Y	Includes EC-HYDROGEN hydrogenerator power supply
EC-3104-LF22	B-0199-28 VR Laminar flow device	2.2 GPM	Y	
EC-3104-TMV	B-0199-08 VR aerator	2.2 GPM	Y	Includes EC-TMV ASSE 1070 thermostatic temp. mixing valve w/integral check valves
EC-3104-VF05	B-0199-08-N05 VR non-aerated spray device	0.5 GPM	Y	CEC Compliant
EC-3104-VF5-TMV	B-0199-08-N05 VR non-aerated spray device	0.5 GPM	Y	Includes EC-TMV ASSE 1070 thermostatic temp. mixing valve w/ integral check valves; CEC Compliant

VR Vandal-resistant



**EC-3106 Series
Electronic Sensor Faucet**



- Single hole deck-mount chrome plated electronic faucet
- Cast spout
- Manual bypass operation
- AC/DC control module (electric plug-in and battery)
- (2) 1/8" flex. supply hoses / 3/8" compression fittings
- Mechanical temperature mixing valve with integral check valves



MODEL	OUTLET	GPM	VR	NOTES
EC-3106	B-0199-09 VR aerator	2.2 GPM	Y	
EC-3106-HG	B-0199-09 VR Aerator	2.2 GPM	Y	Includes EC-HYDROGEN hydrogenerator power supply
EC-3106-VF05	B-0199-09-N05 VR non-aerated spray device	0.5 GPM	Y	CEC Compliant
EC-3106-VF5-TMV	B-0199-09-N05 VR non-aerated spray device	0.5 GPM	Y	Includes EC-TMV ASSE 1070 thermostatic temp. mixing valve w/ integral check valves; CEC Compliant

VR Vandal-resistant



Above Deck Electronic faucets (ADE)
allow for easy control, installation and maintenance

T&S ChekPoint ELECTRONIC SENSOR FAUCETS with Above Deck Electronics include:

- Above deck adjustable temperature control mixing valve with optional side control lever
- Designed to save energy, water and money • Deckplate option (4" and 8" c/c)
- AC/DC control Module (electric plug-in and battery) • Check valves



EC-3122 Series Deck Mount Sensor Faucet



- Single hole deck mount electronic faucet with spout
- Above deck electronics for easy control, installation and maintenance
- Temperature mixing handle
- Manual bypass operation
- (2) 1/8" flex. supply hoses / 3/8" compression fittings
- Internal above deck electronics with flow control setting switches



MODEL	OUTLET	GPM	VR	NOTES
EC-3122	B-0199-09 VR Aerator	2.2 GPM	Y	
EC-3122-HG	B-0199-09 VR aerator	2.2 GPM	Y	Includes EC-HYDROGEN hydrogen-erator power supply
EC-3122-VF05	B-0199-09-N05 VR non-aerated spray device	0.5 GPM	Y	CEC Compliant
EC-3122-4DP	B-0199-09 VR Aerator	2.2 GPM	Y	4" universal deckplate, gasket and mounting hardware
EC-3122-8DP	B-0199-09 VR Aerator	2.2 GPM	Y	8" universal deckplate, gasket and mounting hardware

VR Vandal-resistant



EC-3122



EC-3130 Series Electronic Sensor Faucets



- Single hole deck mount chrome plated electronic faucet
- Above deck electronics for easy control, installation and maintenance
- Swivel gooseneck
- Temperature mixing handle (optional plug included to replace handle when temperature is preset)
- Manual bypass operation
- 9" flex. supply hose / 3/8" compression inlets



MODEL	OUTLET	GPM	VR	NOTES
EC-3130	B-0199-06 VR Aerator	2.2 GPM	Y	
EC-3130-HG	B-0199-06 VR Aerator	2.2 GPM	Y	Includes EC-HYDROGEN hydrogen-erator power supply
EC-3130-LF22	B-0199-21-VRF VR Laminar flow device	2.2 GPM	Y	
EC-3130-ST-VF05	B-0199-06-N05 VR non-aerated spray device	0.5 GPM	Y	Single temperature; lever handle replaced by plug; CEC Compliant
EC-3130-VF05	B-0199-06-N05 VR non-aerated spray device	0.5 GPM	Y	Point-of-use temperature control; CEC Compliant
EC-3130-XP-F10	Plain end	1.0 GPM	Y	1.0 GPM flow regulator swivel piece
EC-3130-XP-F15	Plain end	1.5 GPM	Y	1.5 GPM flow regulator swivel piece
EC-3130-4DP	B-0199-06 VR Aerator	2.2 GPM	Y	4" universal deckplate, gasket and mounting hardware
EC-3130-8DP	B-0199-06 VR Aerator	2.2 GPM	Y	8" universal deckplate, gasket and mounting hardware

VR Vandal-resistant



EC-3130-4DP



EC-3130-8DP

T&S Faucet Options: DECKPLATES

- Forged brass chrome plated deckplates
- Available for use with single hole faucets
- To add a deckplate to a faucet, order:
4" Centers (013433-40)
8" Centers (013434-40)





**EC-3132 Series
Electronic Sensor Faucets**



- Single hole deck mount chrome plated electronic faucet
- Above deck electronics for easy control, installation and maintenance
- Swivel gooseneck
- Temperature mixing handle (optional plug included to replace handle when temperature is preset)
- Manual bypass operation
- 9" flex. supply hose / 3/8" compression inlets



EC-3132-4DP



EC-3132-8DP

MODEL	OUTLET	GPM	VR	NOTES
EC-3132	B-0199-08 VR aerator	2.2 GPM	Y	
EC-3132-HG	B-0199-08 VR aerator	2.2 GPM	Y	Includes EC-HYDROGEN hydrogenerator power supply
EC-3132-LF22	B-0199-28 VR laminar flow device	2.2 GPM	Y	
EC-3132-ST-VF05	B-0199-08-N05 VR non-aerated spray device	0.5 GPM	Y	Single temperature; lever handle replaced by plug; CEC Compliant
EC-3132-VF05	B-0199-08-N05 VR non-aerated spray device	0.5 GPM	Y	Point-of-use temperature control; CEC Compliant
EC-3132-4DP	B-0199-08 VR aerator	2.2 GPM	Y	4" universal deckplate, gasket and mounting hardware
EC-3132-8DP	B-0199-08 VR aerator	2.2 GPM	Y	8" universal deckplate, gasket and mounting hardware

VR Vandal-resistant



**Deck Mount and Wall Mount
Equip Electronic Sensor
Faucet Series**



- Equip electronic sensor faucets
- AC or DC powered control module
- Temperature control mixing valve with integral check valves
- (2) 9" flex. supply hoses



5EF-1D-DG-VF05



5EF-1D-DS-VF05



5EF-1D-WG-VF05



5EF-2D-DS-VF05

MODEL	DESCRIPTION	GOOSENECK	OUTLET	GPM	VR	NOTES
5EF-1D-DG	Single hole deck-mount	Rigid gooseneck	B-0199-06 VR aerator	2.2 GPM	Y	
5EF-1D-DG-VF05	Single hole deck-mount	Rigid gooseneck	B-0199-06-N05 VR non-aerated spray device	0.5 GPM	Y	CEC Compliant
5EF-1D-DS	Single hole deck-mount	Cast spout	B-0199-09 VR aerator	2.2 GPM	Y	
5EF-1D-DS-VF05	Single hole deck-mount	Cast spout	B-0199-09-N05 VR non-aerated spray device	0.5 GPM	Y	CEC Compliant
5EF-1D-WG	Single hole deck-mount	Swivel gooseneck	B-0199-06 VR aerator	2.2 GPM	Y	
5EF-1D-WG-VF05	Single hole wall-mount	Swivel gooseneck	B-0199-06-N05 VR non-aerated spray device	0.5 GPM	Y	CEC Compliant
5EF-2D-DS	4" centerset	Cast spout	B-0199-09 VR aerator	2.2 GPM	Y	
5EF-2D-DS-VF05	4" centerset	Cast spout	B-0199-09-N05 VR non-aerated spray device	0.5 GPM	Y	CEC Compliant

VR Vandal-resistant



Above Deck *Electronic Faucets*



EC-3132-4DP

ABOVE DECK Electronic Faucets	EC-3122	EC-3130	EC-3132
Base Model FEATURES ✓			
Above Deck Electronics (ADE)	✓	✓	✓
AC/DC Power	✓	✓	✓
Adjustable Temperature Control Mixing Valve	✓	✓	✓
Check Valves	✓	✓	✓
Swivel Gooseneck		✓	
Spout	✓		✓
Transformer Plug-In	✓	✓	✓
2.2 GPM Aerator, Vandal-Resistant	✓	✓	✓
Base Model OPTIONS ★			
Forged Brass Deckplate, 4"	EC-3122-4DP	EC-3130-4DP	EC-3132-4DP
Forged Brass Deckplate, 8"	EC-3122-8DP	EC-3130-8DP	EC-3132-8DP
2.2 GPM Laminar Flow Outlet, Vandal-Resistant (-LF22)		EC-3130-LF22	EC-3132-LF22
0.5 GPM Non-Aerated Outlet, Vandal-Resistant (-VF05)	EC-3122-VF05	EC-3130-VF05	EC-3132-VF05
1.0 GPM Non-Aerated Outlet, Vandal-Resistant	★	★	★
EC-EASYWIRE (3 options; p. CP7)	★	★	★
Hydrogenerator model	EC-3122-HG	EC-3130-HG	EC-3132-HG
Hydrogenerator as retrofit (EC-HYDROGEN)	★	★	★
EC-ADEWIRE (33' cable for hardwire installation utilizing EC-HARDWIRE; see p. CP7)	★	★	★
EC-HARDWIRE (gang install up to eight ADE faucets; see p. CP7)	★	★	★
Optional side lever for adjustable temperature control		★	★



EC-3122-8DP



EC-3130-4DP



EC-3130-8DP



EC-3132-4DP




EC-3132-8DP

These T&S Retractable HOSE REEL models include:

- Ratcheting system holds the length of hose until a slight tug; retracts automatically
- 3/8" NPT female inlet
- Adjustable hose bumper
- Multi-fit bracket for wall, ceiling or under counter mounting

**B-7122-C01
Stainless Steel Enclosed
Hose Reel**

- Enclosed reel with stainless steel finish
- 30' (9 m) heavy-duty blue hose, 3/8" I.D.
- EB-0107 high-flow blue spray valve



**B-7222-C01
Epoxy Coated
Enclosed Hose Reel**

- Enclosed reel with epoxy coated steel finish
- 30' (9 m) heavy-duty blue hose, 3/8" I.D.
- EB-0107 high-flow blue spray valve




**B-1433-01
Open 35' Hose Reel Assembly**

- All-in-one system with exposed piping and accessories included
- Open epoxy coated steel hose reel with 35' (10.7 m) heavy-duty blue hose, 3/8" I.D.
- EB-0107 high-flow blue spray valve
- Continuous pressure vacuum breaker
- (2) wall brackets
- 8" wall-mount mixing faucet w/ 1/2" NPT female inlets
- Eterna cartridges with spring checks
- 36" flexible connecting hose with quick-disconnects
- Shipped with all components needed for installation

**B-7132-01
Stainless Steel Open Hose Reel**

- Open reel with stainless steel finish
- 35' (10.7 m) heavy-duty blue hose, 3/8" I.D.
- EB-0107 high-flow blue spray valve



B-7132-02

Same as B-7132-01 except with MV-2516 rear trigger water gun


**B-7232-01
Epoxy Coated Open Hose Reel**

- Open reel with epoxy coated steel finish
- 35' (10.7 m) heavy-duty blue hose, 3/8" I.D.
- EB-0107 high-flow blue spray valve



**B-7143-05 NEW!
Stainless Steel Open Hose Reel**

- Open reel with stainless steel finish
- 50' heavy-duty blue hose, 1/2" I.D.
- MV-2522 blue front trigger water gun



T&S Hose Reel Options: SWING BRACKETS

- For wall-mount applications; allows movement from right to left
- Note specs for different sized hose reels
- To order bracket, add to hose reel model (ie.: B-7232-01-PSB)

All T&S WATER GUNS are:

- Heavy-duty stainless steel construction designed for a long life
- Adjustable stream from solid to soft spray
- Excellent for clean-up jobs • Rated up to 200 PSI
- Have automatic shut-off (conserves energy)

**MV-2516
Rear Trigger
Water Gun**

- Specify as "-02" on open hose reel model; "-C02" on enclosed hose reel model



**MV-2522
Front Trigger
Water Gun**

- Specify as "-05" on open hose reel model; "-C05" on enclosed hose reel model



**G016636-45
Swing Bracket
(-PSB)**

- Epoxy coated black steel
- Fits all T&S 3/8" x 15', 30' and 35' hose reels



**G016637-45
Swing Bracket
(-PSB)**

- Epoxy coated black steel
- Fits all T&S 3/8" x 50' and all 1/2" T&S hose reels



**G016737-45
Swing Bracket
(-SSB)**

- Stainless steel
- Fits all T&S 3/8" and 1/2" epoxy coated or stainless steel hose reels



**G019430-45 EasyInstall
Swing Bracket (-ESB)**

- Stainless steel EasyInstall swing bracket
- Fits all T&S 3/8" and 1/2" T&S hose reels





A HISTORY OF EXCELLENCE

T&S Brass and Bronze Works has built a reputation for quality, service and innovation for nearly 70 years – beginning with our original pre-rinse unit, the market’s very first. Today, our products have become the standard for many U.S. hospitals, schools, restaurants, supermarkets and public facilities.

T&S products are highly acclaimed throughout the industry for being well-built, long-lasting and reliable. Rigorous testing and a focus on interchangeability have helped set T&S apart from the competition.

T&S BRASS AND BRONZE WORKS, INC.

2 Saddleback Cove • P.O. Box 1088 • Travelers Rest, SC 29690

U.S. Toll-free 800-476-4103 • +1 864-834-4102 • Fax 800-868-0084 •

E-mail tsbrass@tsbrass.com

Canada Toll-free 888-288-0432

